

# **Parental controls guide**

# Google SafeSearch

## Parental Controls information

### Type of guide

Entertainment & Search engines

---

### Features and Benefits

SafeSearch can help you block inappropriate or explicit images from your Google Search results. The SafeSearch filter isn't 100% accurate, but it helps you avoid most violent and adult content.

---

### What specific content can I restrict?



Inappropriate Search results

---

### What do I need?

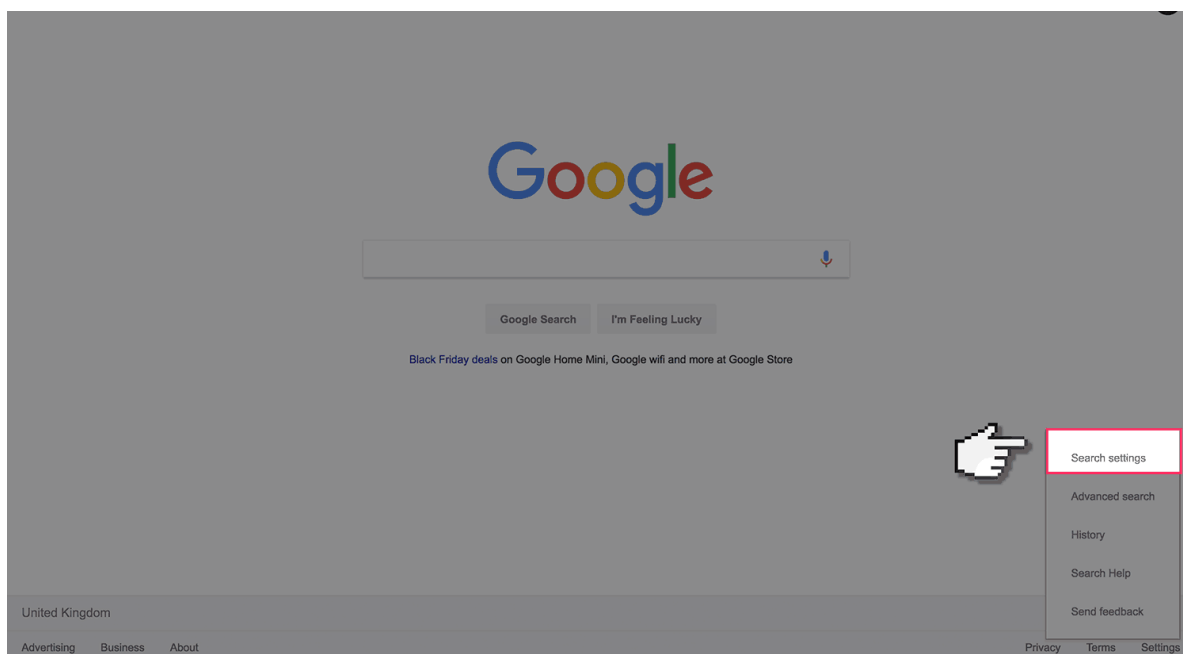
A Google Account (Email address and Password)

# Google SafeSearch

## Step by step guide

1

SafeSearch can be easily turned on for a single use, but for it to stay on you will need to lock SafeSearch. While on your browser go to [google.co.uk](https://www.google.co.uk) and click the 'Settings' tab and click on 'Search Settings'.

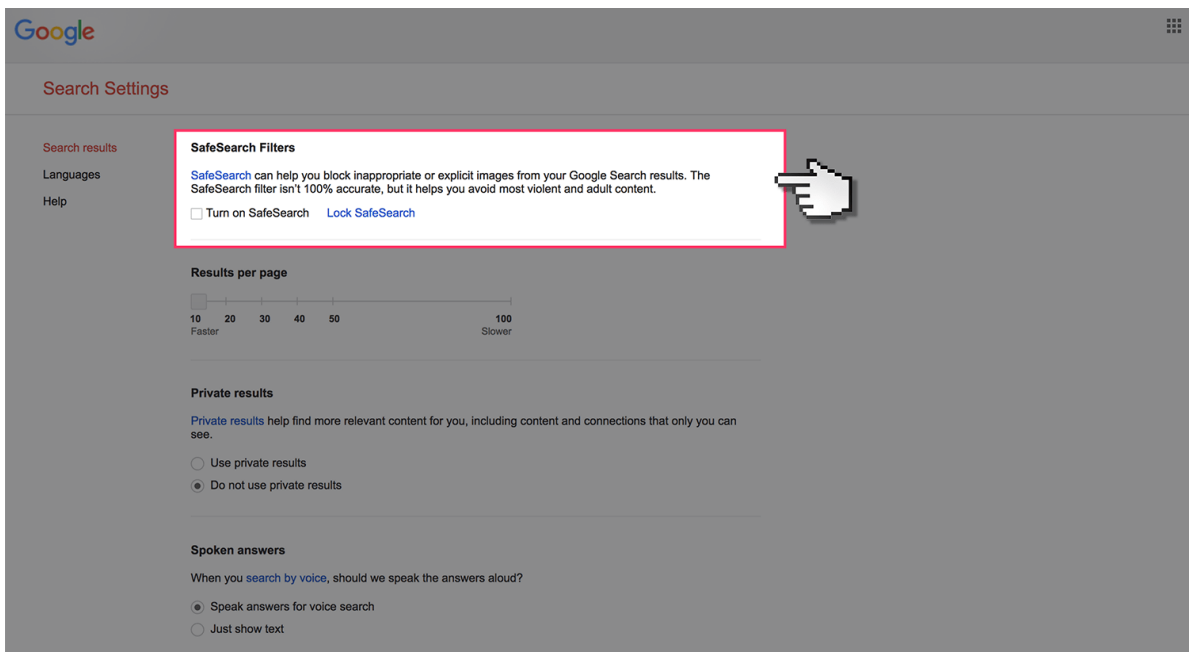


# Google SafeSearch

## Step by step guide

2

Find the “SafeSearch Filters” section and check the ‘Filter explicit results’ box, then click on ‘Lock SafeSearch’.



The screenshot shows the Google Search Settings page. The 'SafeSearch Filters' section is highlighted with a red box. A hand cursor is pointing to the 'Lock SafeSearch' link. The page includes a sidebar with 'Search results', 'Languages', and 'Help'. Below the highlighted section, there are settings for 'Results per page' (a slider from 10 to 100) and 'Private results' (radio buttons for 'Use private results' and 'Do not use private results'). At the bottom, there are 'Spoken answers' settings (radio buttons for 'Speak answers for voice search' and 'Just show text').

Google

Search Settings

Search results  
Languages  
Help

**SafeSearch Filters**

SafeSearch can help you block inappropriate or explicit images from your Google Search results. The SafeSearch filter isn't 100% accurate, but it helps you avoid most violent and adult content.

Turn on SafeSearch [Lock SafeSearch](#)

**Results per page**

10 20 30 40 50 100  
Faster Slower

**Private results**

Private results help find more relevant content for you, including content and connections that only you can see.

Use private results  
 Do not use private results

**Spoken answers**

When you search by voice, should we speak the answers aloud?

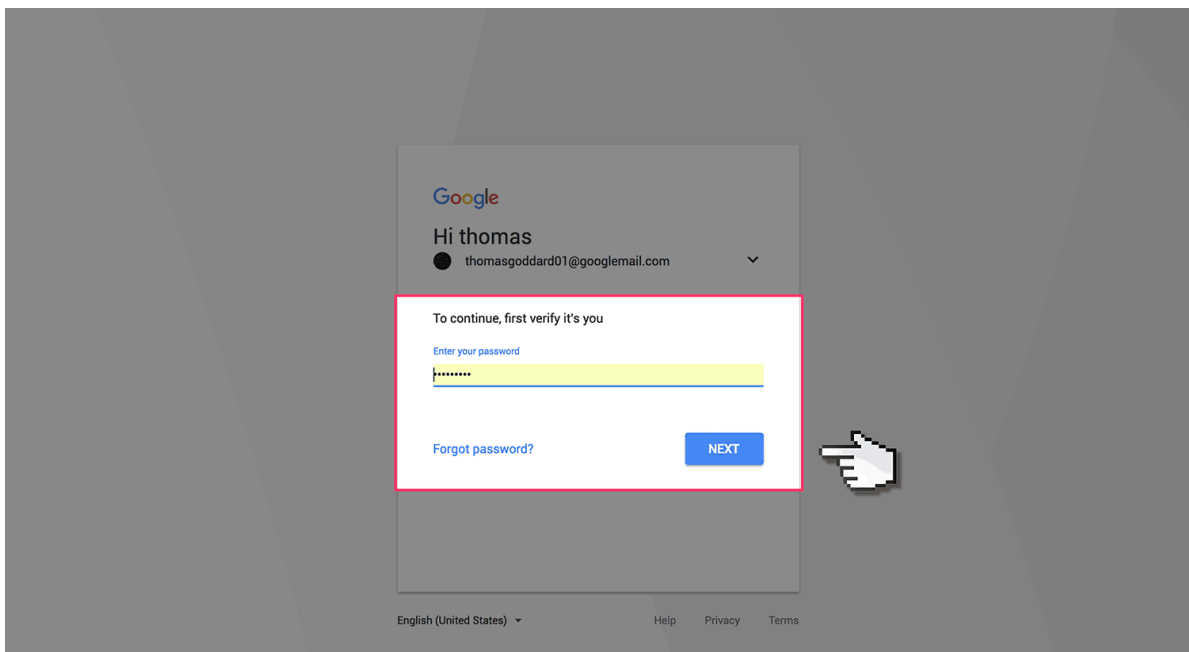
Speak answers for voice search  
 Just show text

# Google SafeSearch

## Step by step guide

3

When prompted, sign in to your Google Account. If you haven't got an account click the "Create an Account" button.



# Google SafeSearch

## Step by step guide

4

Finally, to confirm, click the “Lock SafeSearch” button. You will need to do this on each browser that you use or if you have multiple Google Accounts.

